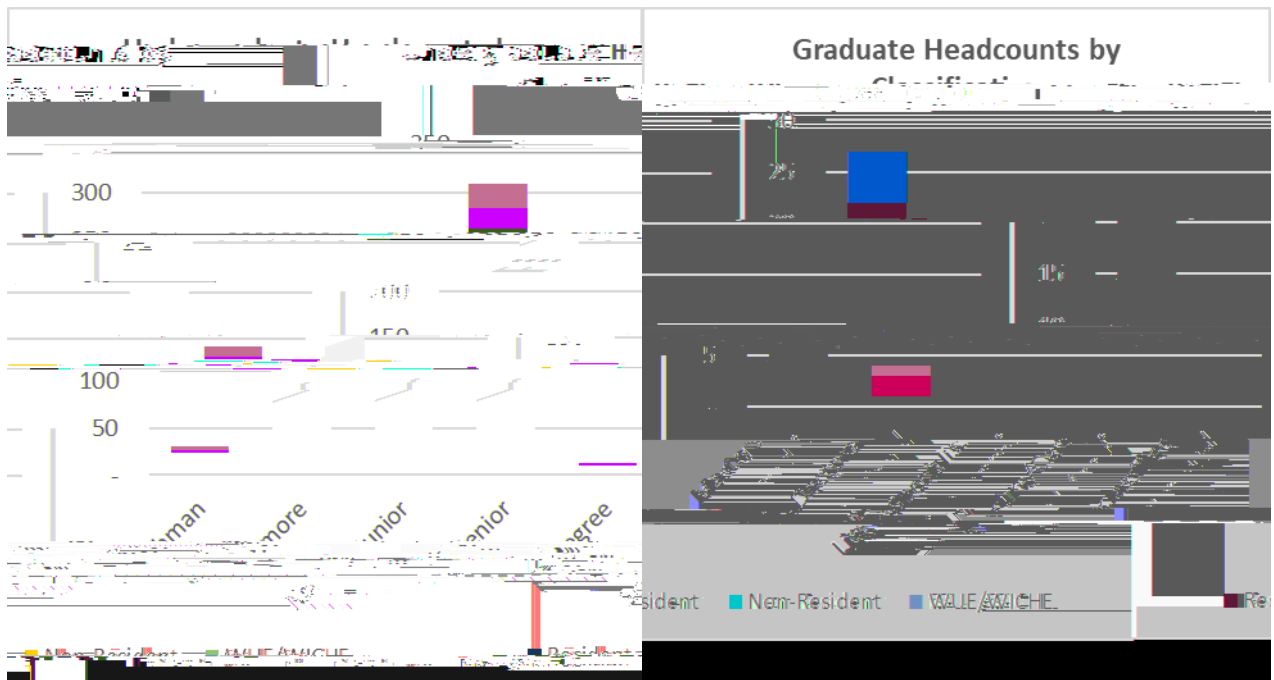




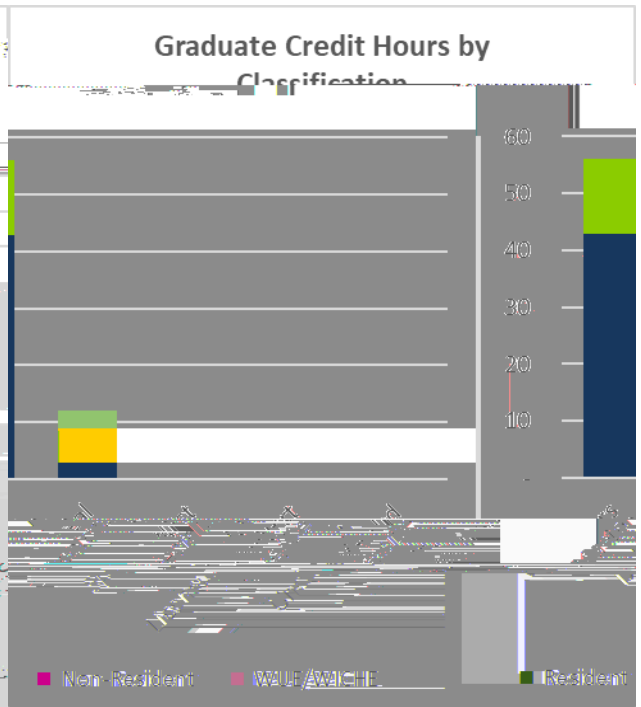
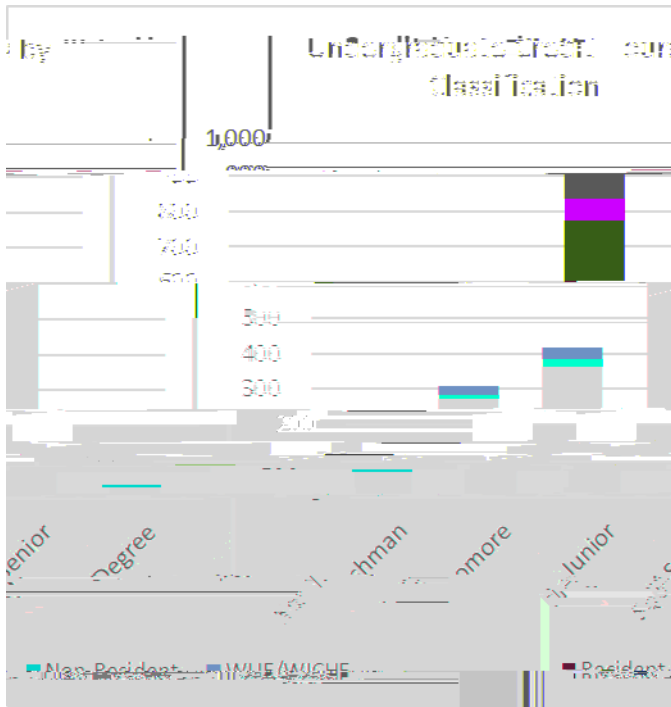


University of Northern Colorado  
Interim 2019/20 Final  
Student Profile



### Credit Hours by Classification

	Classification	Interim 2019/20					Interim 2018/19	% Change
		Resident	Non-Resident	WUE/WICHE	Total	%	Total	
Undergraduate					91	5.1%		-23.5%
					310	17.5%		-13.6%
					417	23.6%		-12.9%
					913	51.6%		21.2%
					38	2.2%		-55.8%
<b>Undergraduate Total</b>		<b>1,510</b>	<b>108</b>	<b>151</b>	<b>1,769</b>		<b>1,796</b>	<b>-1.5%</b>
Graduate					56	82.4%		-33.3%
					12	17.6%		-58.6%
	Masters & Doctoral Total	46	19	3	68	100.0%	113	-39.8%
					-	0.0%		-100.0%
					-	0.0%		N/A
					-	0.0%		N/A
<b>Graduate Total</b>		<b>46</b>	<b>19</b>	<b>3</b>	<b>68</b>		<b>121</b>	<b>-43.8%</b>
		<b>1,556</b>	<b>127</b>	<b>154</b>	<b>1,837</b>		<b>1,917</b>	<b>-4.2%</b>



Resident	Non-Resident	WUE/WICHE	Total	Resident	Non-Resident	WUE/WICHE	Total
			478				

