



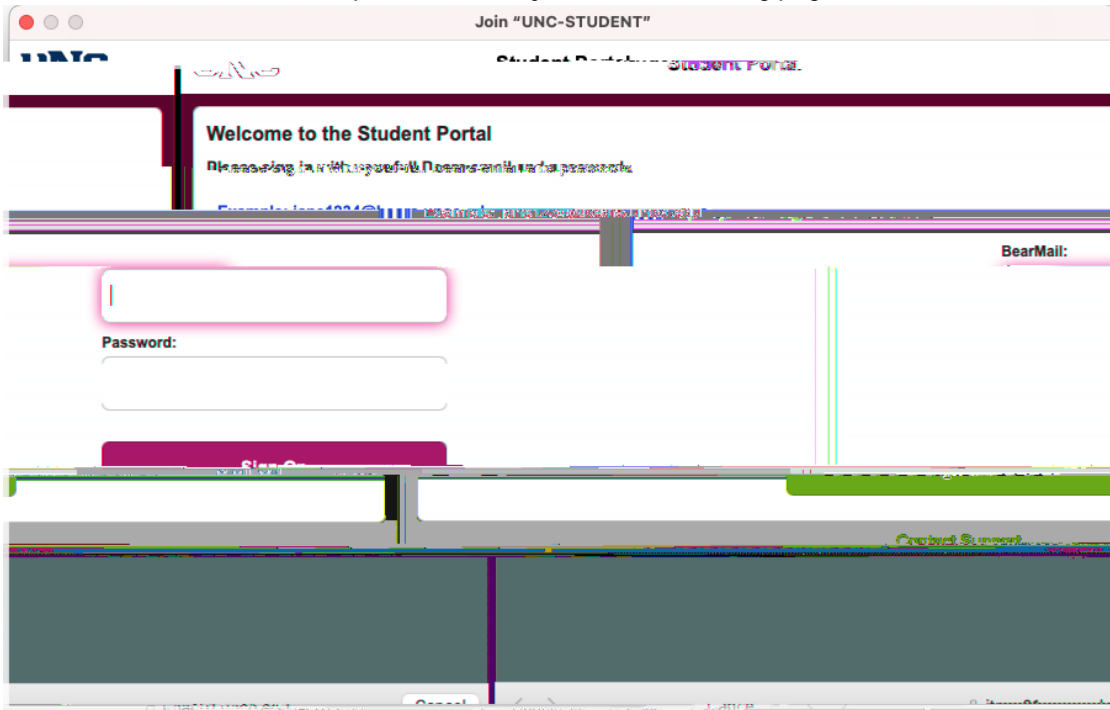
macOS

Note: Before starting to connect, close all Internet Browsers including Firefox, Google Chrome, Microsoft Edge, Safari, etc.

1. Click on the **Wi-Fi** icon in the top right menu bar 
2. Click **UNC-Student** in the list of wireless networks



3. When prompted, enter the passphrase: **UNCStudent** (*case sensitive*)
4. The default browser should open and direct you to the following page



5. Login using your full BearMail address and password
6. Read through UNC's Computing Acceptable Use Procedure and click **Accept**

7. In the bottom right hand side, click **Done**. Open a new tab in any browser and navigate to any site to ensure you are connected.

